


BAREBONE XPC slim DH470C

ROBUST 1.3-LITRE SLIM PC SUPPORTS INTEL "COMET LAKE-S" 10-CORE PROCESSORS AND THREE UHD DISPLAYS

The Shuttle XPC slim Barebone DH470C with H470 chipset houses the performance of Intel's 10th generation Core desktop processors (codenamed Comet Lake-S) for socket LGA1200 in a compact 1.3-litre format. The DH470C allows for three Ultra HD displays to be operated at the same time via HDMI 2.0a and 2x DisplayPort. It also offers Dual Intel LAN, four USB 3.2 Gen 2 and COM ports. The slim metal chassis comes with a VESA mount included, provides versatile connectivity and reliable operation in environments with ambient temperatures of up to 50 °C. This platform is targeted at professional applications such as Digital Signage, POS, POI, gambling machines, office, healthcare and industry.



SLIM DESIGN

- Slim 1.35-litre metal chassis, black ■ Dimensions: 190 x 165 x 43 mm (LWH) ■ Including VESA mount (75/100 mm) ■ Supports 24/7 Nonstop Operation ■ Operating temperature: 0~50 °C (non-condensing)

OPERATING SYSTEM

- An operating system is not included
- Supports Windows 10, Windows 11 and Linux (64-bit)

PROCESSOR SUPPORT

- Socket LGA1200 supports Intel Core i9/i7/i5/i3, Pentium Gold and Celeron processors Gen. 10, codename "Comet Lake-S", max. 65W TDP
- Includes heatpipe cooling system

GRAPHICS

- Integrated Intel HD graphics, 4K support (features depend on processor) ■ Supports three independent displays

CHIPSET

- Intel H470 Chipset

MEMORY SUPPORT

- 2x 260-pin SO-DIMM slot ■ Supports DDR4-2933 /2666
- max. 2x 32 GB

STORAGE – SATA / M.2

- 1x 2.5" bay for SATA hard disk or SSD ■ 1x M.2-2280M slot (supports PCIe x4 NVMe or SATA) ■ 1x M.2-2230E for optional WLAN (WLN-M/-M1)

CONNECTORS

- HDMI 2.0a ■ 2x DisplayPort 1.2 ■ optional VGA ■ 2x audio (Mic+Out)
- 4x USB 3.2 Gen2 ■ 4x USB 3.2 Gen1 (1x Type-C) ■ 2x Intel Gigabit LAN (RJ45, Intel 211) ■ 2x COM port (1x RS232/422/485) ■ Connector for external power button ■ "Always on" Jumper

POWER SUPPLY

- External 90W/19V power adapter

OPTIONAL ACCESSORIES

- WLAN Module (WLN-M/WLN-M1) ■ Vertical Stand (PS02) ■ VGA Port (PVG01) ■ Rackmount kit (PRM01) ■ Cable for external power button (CXP01) ■ DIN-Rail mounting kit (DIR01) ■ LTE-kit (WWN03)

MODELS OF THE DH4xx SERIES

Product	Chip	Graphics Ports	Displays	LAN	COM	Card reader	DC-In	VESA Mount	UPC Code
DH410	H410	HDMI 2.0a + DP 1.2	max. 2	2x Intel 210	2	yes	12V + 19V	included	887993002385
DH410C	H410	HDMI 2.0a + DP 1.2	max. 2	2x Intel 210	2	—	12V + 19V	included	887993003696
DH410S	H410	HDMI 1.4b + DP 1.2	max. 2	1x Realtek	—	yes	19V	—	887993002460
DH470	H470	HDMI 2.0a + 2x DP 1.2	max. 3	2x Intel 210	2	yes	19V	included	887993002422
DH470C	H470	HDMI 2.0a + 2x DP 1.2	max. 3	2x Intel 211	2	—	19V	included	887993003689 887993004938

PRODUCT FEATURES



Robust, stylish and particularly small

You should have held it in your own hands to see how small it actually is. At barely a volume of 1.35 litres, its steel chassis gives it the appropriate stability required for professional applications such as digital signage. Despite its dimensions of 19 x 16.5 x 4.3 cm (LWH), the overall system performance is very high thanks to support of Intel Core desktop processors. The interior of the DH470C is very tidy too so that it won't take long to set up. Its sleek and stylish looks let it easily find a place in both home and office environments.



Low noise thanks to heatpipe cooling system

An active dual-fan heatpipe cooling system ensures whisper-quiet operation and system stability.



Supports extended temperature range and 24/7 operation

The Shuttle XPC slim Barebone DH470C is officially approved for 24/7 permanent operation. Thanks to its efficient cooling, this PC runs highly reliably making it perfectly suitable for digital signage and POI/POS applications - even at ambient temperatures of up to 50 °C (non-condensing). **Caution:** For high ambient temperatures over 40 °C we strongly recommend to use SSDs.



Supports 10th Generation Intel® Core™ processors

"Comet Lake-S" is the codename for Intel's 10th Generation of Intel® Core™ Desktop Processors for socket LGA1200 introduced in 2020 along with the 400-Series chipsets. The 10000 series processors feature up to 10 cores and 20 threads and 20 MB of cache memory. With an optimal balance of frequency, cores and threads, these processors help supercharge Shuttle XPCs and enable incredible experiences and productivity for professional and mainstream applications.



Triple 4K Display support

The DH470C features three digital video outputs: one HDMI 2.0 and two DisplayPorts (DP) which all can run at 4K (3840 x 2160 / 2160p) high resolution at 60 Hz frames per second. Furthermore, the DH470C supports an optional D-Sub/VGA port.



One M.2-Slot for SSD cards

The M.2-2280 slot supports one M.2 SSD storage card with NVMe PCIe or SATA interface. Type 2280 means, it supports the usual M.2 cards with a width of 22 mm and a length of 80 mm, but also 2242 and 2260 standard cards are supported.



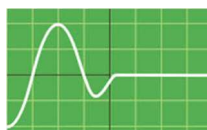
Dual Intel Gigabit LAN Network

The Shuttle XPC slim Barebone DH470C supports Dual Gigabit LAN with Intel network adapters, which are popular for their excellent performance and driver compatibility and are the preferred choice for professional environments.



VESA mount

The supplied 75/100mm VESA mount allows for installation on to walls or monitors which is particularly interesting for the industry segment, company buildings and public institutions. Other than this, the chassis bears numerous threaded holes (M3) enabling it to be fitted almost anywhere.



Power on after Power fail

The BIOS setup provides a "Power-On after Power Fail" function that can be found under "Power Management Configuration". As the name indicates, this function determines the PC's behaviour after power failure: (1) unconditional power on, (2) restore former status (3) keep system turned off (4) Power-On by LAN or (5) Power-On by Real-Time-Clock. As a matter of the nature of this function, it may fail after short power failures. This is why the DH470C also comes with a hardware-based solution. By removing Jumper JP2 (see image) the system will start unconditionally once power is applied.



External power button by separate remote line

If, because of space constraints (e.g. in case of fixed installation), the machine cannot be switched on by pressing the front power button, it can be powered on by a separate remote line. You will find an appropriate four-pin connector at the back panel of the DH470C (pitch 2.54 mm). Furthermore, this connector provides a Clear CMOS function and +5V DC voltage supply for external devices.


+5V voltage (2) (4) Power Button
Clear CMOS (1) (3) Ground

Front and Back Panel

Front panel



Back panel



Right side



Left side




1. Microphone input
2. Headphones output
3. LED indicator for power state
4. LED indicator for storage activity
5. Power button
6. 1x USB 3.2 Gen 1 port
7. 1x USB 3.2 Gen 1 port (Type-C)
8. 2x USB 3.2 Gen 2 port
9. 2x WLAN perforation
10. COM 1 port supports RS232/RS422/RS485
11. COM 2 port supports RS232 (or optional VGA port for analog displays)
12. DC-in connector for power adapter
13. HDMI 2.0a port
14. 2x DisplayPort 1.2
15. 2x RJ45 Gigabit LAN port
16. 2x USB 3.2 Gen 2 port
17. 2x USB 3.2 Gen 1 port
18. 4-pin connector (2.54 mm pitch) for external power button, Clear CMOS button and 5V DC voltage

19. Threaded holes (M3)
20. 2x hole for Kensington Lock



21. VESA mount (two parts)

Mainboard



- | | |
|---|--|
| 1. 4-pin connector (2.54 mm pitch) for external power button, Clear CMOS button and 5V DC voltage | 17. Intel H470 chipset with heat sink |
| 2. 2x USB 3.2 Gen 1 port (1x Type-C) | 18. Onboard VGA connector |
| 3. 2x USB 3.2 Gen 2 port | 19. 2x SO-DIMM memory slot |
| 4. RJ45 Gigabit LAN port | 20. LGA1200 processor socket |
| 5. RJ45 Gigabit LAN port | 21. Audio connector (optional) |
| 6. 2x DisplayPort 1.2 | 22. SATA v3.0 connector |
| 7. HDMI 2.0a port | 23. 4-pin connector for cooling fan |
| 8. DC-in connector for power adapter | 24. Always-Power-On jumper |
| 9. Connector for CMOS battery | 25. Microphone input |
| 10. Onboard USB 2.0 connector (4-pin) | 26. Headphones output |
| 11. M.2-2280M slot for SSD card | 27. LED indicator for power state |
| 12. M2-2230E slot for WLAN card | 28. LED indicator for storage activity |
| 13. Jumper for COM 1/2 auxiliary voltage setting (0/5/12 V) | 29. Power button |
| 14. Onboard COM 1 port supports RS232/RS422/RS485 | 30. 2x USB 3.2 Gen 1 port |
| 15. Onboard COM 2 port supports RS232 | 31. 2x USB 3.2 Gen 2 port |
| 16. Debug header (reserved) | |

REQUIRED COMPONENTS

The following components need to be added to make it a fully-configured Mini PC

Shuttle XPC slim Barebone DH470C



LGA1200 Processor

Intel Core Gen 10 "Comet Lake-S"
Core i9 / i7 / i5 / i3, Pentium Gold or Celeron
TDP max. 65 W



Memory Modules

Up to two DDR4-2666/2933
SO-DIMM memory modules
max. 32 GB each




2.5" Storage Drive

SATA hard disk or Solid State Disk (SSD)
(max. height: 12.5 mm)



M.2 SSD (optional)

M.2-2280/2260/2242
SSD storage (SATA or PCIe/NVMe)



Operating System

Windows 10, Windows 11 or Linux (64-bit only)

OPTIONAL ACCESSORIES FROM SHUTTLE



VGA port adapter **PVG01**

Installing PVG01 means one
serial port (COM) less can be
used on the back panel.



Vertical Stand **PS02**

for vertical operation



WLAN-Accessory

WLN-M / WLN-M1

M.2-2230 card supports
IEEE 802.11 b/g/n/ac
including 2 antennas



DIN-Rail Kit **DIR01**

This mounting kit allows the in-
stallation on a standard 35
mm DIN-Rail



LTE Adapter Kit **WWN03**

allows the installation of an
M.2 LTE card and nano SIM
card
(occupies the 2.5" bay)



Rack Mount Kit **PRM01**

2U front plate to install two
1.3L Shuttle XPCs in a 19" cabi-
net.



Cable **CXP01**

Cable for external push button
switch (without button)

Shuttle Product Comparison: DH3xx versus DH4xx

MODEL	DH310S	DH310V2	DH370	DH410S	DH410(C)	DH470(C)
PROCESSOR SUPPORT	Socket LGA1151v2, TDP max. 65 W Code name "Coffee Lake-S (Refresh)" – Gen 8 and 9			Socket LGA1200, TDP max. 65 W Code name "Comet Lake-S" – Gen 10		
CHIPSET	Intel H310	Intel H310	Intel H370	Intel H410	Intel H410	Intel H470
OS SUPPORT	Windows 10/11 and Linux (64-bit)			Windows 10/11 and Linux (64-bit)		
MULTI-DISPLAY	max. 2	max. 2	max. 3	max. 2	max. 2	max. 3
RAM MEMORY	max. 2x 32 GB DDR4-2400/2666 SO-DIMM			max. 2x 32 GB DDR4-2666/2933 SO-DIMM		
2.5" BAY	1x 2.5" drive bay, SATA connector max. height 12.5 mm			1x 2.5" drive bay, SATA connector max. height 12.5 mm		
M.2 SSD SLOT	M.22280M			M.22280M		
WLAN SLOT	M.2-2230E			M.2-2230E		
BUTTONS / LEDS	Power-Button, Power LED, HDD LED			Power-Button, Power LED, HDD LED		
SD CARD READER	Yes			Yes, but not with DH410C and DH470C		
GRAPHICS PORTS	HDMI 1.4b DP 1.2	HDMI 2.0a DP 1.2	HDMI 2.0a 2x DP 1.2	HDMI 1.4b DP 1.2	HDMI 2.0a DP 1.2	HDMI 2.0a 2x DP 1.2
USB 3.2 GEN. 2	—	—	4	—	—	4
USB 3.2 GEN. 1	4 (1x Type-C)	4	4	4 (1x Type-C)	4	4 (1x Type-C)
USB 2.0	4	4	—	4	4	—
COM PORTS	—	2	2	—	2	2
GIGABIT NETWORK	Single LAN Realtek 8111H	Dual LAN 2x Intel 211	Dual LAN 2x Intel 211	Single LAN Realtek 8111H	Dual LAN 2x Intel 210	Dual LAN 2x Intel 210 or 211
AUDIO	Mic-Input, Line-Out (Realtek ALC662)			Mic-Input, Line-Out (Realtek ALC662)		
OPTIONAL ACCESSORIES	WLAN Kit: WLN-M, WLN-M1 Vertical Stand: PS02 Rackmount Kit: PRM01 VGA Port: PVG01 Power Button Cable: CXP01 DIN-Rail Mount: DIR01			WLAN Kit: WLN-M, WLN-M1 Vertical Stand: PS02 Rackmount Kit: PRM01 VGA Port: PVG01 Power Button Cable: CXP01 DIN-Rail Mount: DIR01 LTE-Kit: WWN03		
VESA MOUNT	optional PV04	supplied	supplied	optional PV04	supplied	supplied
POWER ADAPTER	90 W / 19 V			90 W / 19 V		
DC-IN 12V SUPP.	—	Yes	—	—	Yes	—



*) The DH370 has no USB Type-C connector on the front panel, all its USBs are Type-A.
 **) The DH410C and DH470C have no Card Reader.

SHUTTLE XPC SLIM BAREBONE DH470C — SPECIFICATIONS

CHASSIS	<p>Slim PC with black chassis made of metal</p> <p>Dimensions: 190 x 165 x 43 mm (LWH) = 1.35-litre</p> <p>Weight: 1.3 kg net and 2.1 kg gross</p> <p>Two holes for Kensington Locks and numerous threaded holes (M3) on both sides of the chassis</p>
POWER ADAPTER	<p>External 90 W power adapter (fanless)</p> <p>Input: 100~240 V AC, 50/60 Hz</p> <p>Output: 19 V DC, 4.74 A, max. 90 W</p> <p>DC Connector: 5.5/2.5 mm (outer/inner diameter)</p> <p>Remark: The DC-input of the computer supports an external power source with 19V±5%.</p> <p>AC mains cable: 3 pins, ca. 1.7 m length, with C5/C6 coupler (called "Mickey Mouse" or "Clover-leaf") for the power adapter and CEE-7/7 plug with earth-contact (type E+F) for the power outlet</p>
OPERATING SYSTEM	<p>This system comes without an operating system.</p> <p>It is compatible with Windows 10, Windows 11 and Linux (64-bit).</p>
PROCESSOR SUPPORT	<p>Processor Socket LGA1200</p> <p>Supports Intel Core i9 / i7 / i5 / i3, Pentium Gold and Celeron processors</p> <p>Supports 10th generation Intel Core processors, codename "Comet Lake-S" in 14 nm process technology</p> <p>Supports processors with integrated graphics only [10]</p> <p>Maximum supported processor power consumption (TDP) = 65 W</p> <p>Up to 10 CPU cores, 20 threads and 20 MB of L3 cache</p> <p>Does not support the unlock-function of Intel K-Series processors.</p> <p>The processor integrates PCI-Express, memory controller and the graphics engine on the same die. (Performance features depend on processor type.)</p> <p>Please refer to the support list for detailed processor support information at global.shuttle.com.</p> <p>Not compatible with older Socket LGA1151(v2) processors.</p>
PROCESSOR COOLING	<p>Heatpipe processor cooling with two 60 mm fans on the upper side of the chassis</p>
MAINBOARD / CHIPSET	<p>Mainboard in a Shuttle form factor proprietary design for the XPC DH470C</p> <p>Chipset/Southbridge: Intel® H470</p> <p>Passive chipset cooling with heat sink</p> <p>The Northbridge is integrated in the processor.</p> <p>Solid Capacitors for sensitive areas provide excellent heat resistance for enhanced system durability.</p>
BIOS	<p>AMI BIOS, SPI Interface, 16 MB Flash-EPROOM</p> <p>Supports Hardware Monitoring and watch dog functionality</p> <p>Supports Firmware-TPM (fTPM) v2.0 [11]</p> <p>Supports boot up from external USB flash memory</p> <p>Supports Unified Extensible Firmware Interface (UEFI)</p> <p>Supports power on after power failure [7]</p>
MEMORY SUPPORT	<p>2x SO-DIMM slot with 260 pins</p> <p>Supports DDR4-2666/2933 (PC4-21300/23466) SDRAM at 1.2 V</p> <p>Supports Dual Channel mode</p> <p>Supports a maximum of 32 GB per DIMM, maximum total size: 64 GB</p> <p>Supports two unbuffered DIMM modules (no ECC or registered)</p> <p>Note: The memory clock speed depends on the processor model. Intel Core i9 and i7 series processors support DDR4-2933 memory speed, while the other models support DDR4-2666.</p>
INTEGRATED GRAPHICS	<p>The features of the integrated Intel UHD graphics function depend on the processor type used.</p> <p>Supports DirectX 12, OpenGL 4.5</p> <p>The PC features three video outputs which support 1080p/60 and 2160p/60:</p> <ul style="list-style-type: none"> - 1x HDMI v2.0a - 2x DisplayPort v1.2 <p>Supports displays with 4K Ultra HD resolution at 3840 x 2160</p> <p>Supports three independent displays with the integrated graphics function</p> <p>Supports Blu-ray (BD) playback with HDCP content protection [9]</p> <p>Hardware video decoding/encoding: H.264, H. 265 (8- and 10-bit, encoding via QuickSync), VP9 (10-bit VP9 can only be decoded)</p> <p>DisplayPort and HDMI support multi-channel digital audio over the same cable.</p> <p>Optional analog D-Sub/VGA video output [4]</p>

DRIVE BAY	1x 6.35 cm / 2.5" storage bay supports one hard disk or SSD drive with SATA connector Device height: 12.5 mm (max.)
SATA CONNECTORS	1x Serial-ATA III, 6 Gb/s (600 MB/s) bandwidth With Serial-ATA power connector (onboard)
M.2-2280M SSD SLOT	The M.2 2280M slot provides the following interfaces: - PCI-Express Gen. 3.0 X4, supports NVMe - SATA v3.0 (max. 6 Gbps) It supports M.2 cards with a width of 22 mm and a length of 42, 60 or 80 mm (type 2242, 2260, 2280). Supports M.2 SSDs with SATA or PCI-Express interface
M.2-2230E SLOT FOR WLAN CARDS	Interfaces: PCI-Express Gen. 2.0 X1 and USB 2.0 Supports M.2 cards with a width of 22 mm and a length of 30 mm (type 2230) Supports WLAN expansion cards (optional Shuttle accessory: WLN-M/WLN-M1)
AUDIO	Audio Realtek® ALC 662 5.1 channel High-Definition Audio Two analog audio connectors (3.5 mm) on the front panel: 1) 2-channel line-out (headphones) 2) microphone input Digital multi-channel audio output: by HDMI and DisplayPort
DUAL GIGABIT LAN CONTROLLER	Dual network with two RJ45 ports with two status LEDs each Used network chips: 2x Intel i211 Ethernet Controller (MAC, PHY) PCIe interface Supports 10 / 100 / 1.000 MBit/s operation Supports WAKE ON LAN (WOL) Supports network boot by Preboot eXecution Environment (PXE) Supports Teaming mode [5]
FRONT PANEL CONNECTORS	Microphone input Audio Line-out (headphones) 2x USB 3.2 Gen 2 Type A (red) 1x USB 3.2 Gen 1 Type A (blue) 1x USB 3.2 Gen 1 Type C Power button Power LED (blue) HDD LED (yellow)
BACK PANEL CONNECTORS	1x HDMI 2.0a connector [1] 2x DisplayPort 1.2 connector (DP) [2] Optional: 1x D-Sub VGA connector (Accessory PVG01 [4]) 2x USB 3.2 Gen 2 Type A (red) 2x USB 3.2 Gen 1 Type A (blue) 2x Gigabit LAN (RJ45) 2x RS232 serial port, 9-pin D-Sub (5/12V, 1x RS422/RS485) [3] 1x DC-input connector for external power adapter (supports 19V±5%) 1x 4-pin connector (2.54 mm pitch) supports: - external power on button - Clear CMOS function - +5V DC voltage for external components 2x perforation for optional Wireless LAN antennas 2x hole for Kensington Lock
OTHER ONBOARD CONNECTORS	1x jumper for power-on-after-power-fail (hardware solution) [7] 1x analog VGA graphics output CN6 (2x 10-pin, 1 mm pitch) [4] 2x serial interface (COM) occupied by back panel connectors 1x USB 2.0 (4-pin) for optional accessory WWN03 (LTE kit) 1x fan connector (4-pin) occupied by the cooling system 1x connector for CMOS battery (occupied)

SUPPLIED ACCESSORIES	Multi-language user guide (EN, DE, FR, ES, JP, KR, SC, TC) VESA mount for 75/100 mm standard (two metal brackets) Four screws M3 x 5 mm (screws together VESA mount and PC) Four screws M4 x 10 mm (to affix VESA mount on the PC) Four screws M3 x 4 mm (to mount a 2.5" storage device into the bay) Two screws M3 x 5 mm (silver colour, to mount two M.2 cards) Driver DVD (Windows 64-bit) Serial ATA cable for 2.5" drive including power cable External 90 W power adapter with power cord Protection cap for CPU socket (do not use if heatpipe or fan is mounted) Heatsink compound
OPTIONAL ACCESSORIES	PVG01: optional D-Sub VGA video output [4] WLN-M, WLN-M1: WLAN module in M.2-2230 format supports WLAN and Bluetooth with two external antennas. WWN03: LTE adapter kit with antennas, but without LTE card PS02: Stand for vertical operation CXP01: adapter cable for external power button PRM01: 2U rack mount front plate for two Shuttle XPC slim PCs DIR01: DIN-Rail mounting kit
ENVIRONMENTAL SPECIFICATIONS	Operating temperature range: 0~50 °C [6] Relative humidity, non-condensing: 10~90 %
CERTIFICATIONS / COMPLIANCE	EMI: FCC, CE, UKCA, BSMI, RCM, VCCI Safety: CB 60950/62368, cTUVus, BSMI Other: RoHS, Energy Star, ErP
CONFORMITY	This device is classed as a technical information equipment (ITE) in class B and is intended for use in living room and office. The CE-mark approves the conformity by the EU directives: (1) 2004/108/EC relating to electromagnetic compatibility (EMC), (2) 2006/95/EC relating to Electrical Equipment designed for use within certain voltage limits (LVD), (3) 2009/125/EC relating to ecodesign requirements for energy-related products (ErP)

[1] HDMI output supports DVI-D with optional adapter

[2] How to convert DisplayPort into HDMI/DVI

The DisplayPort output can be converted to HDMI or DVI by an additional, passive adapter cable. For example:

DELOCK 82590: 1 m, DisplayPort (male, 20p) to HDMI-A (male, 19p)

DELOCK 82435: 5 m, DisplayPort (male, 20p) to DVI-D (male, 24p)

The integrated graphics automatically detects the connected display and puts out the appropriate electric signal - either through DisplayPort (without an adapter) or HDMI/DVI (with an adapter).

However, a monitor with a DisplayPort connector cannot be connected to the HDMI port with a simple, passive adapter.

[3] Serial Ports

This PC features two serial RS232 ports with 9-pin D-Sub connectors at the back panel. The left COM port (COM1) can also be configured as RS422 and RS485 in BIOS.

Pin 9 of the D-Sub COM-Port is a multi-functional signal. Based on the Jumper JP1 configuration on the mainboard, it can be configured as Ring Indicator (RI) or external power supply with a voltage level of either 5 V or 12 V. Each COM port can be configured separately. The maximum current is 500 mA per connector.

[4] Optional D-Sub/VGA connector

The mainboard features one analog graphics port CN6 on the mainboard. This signal can be lead to the outside as a 15-pin D-Sub VGA connector on the back panel by using the optional adapter PVG01. However doing so means one serial port (COM) less can be used on the back panel.

[5] Teaming Mode

The teaming function allows you to group both available network adapters together to function as a single adapter. The benefit of this approach is that it enables load balancing and failover.

Driver download: <https://downloadcenter.intel.com/download/22283/>

[6] Operating temperature

For high ambient temperatures over 40 °C we strongly recommend to use SSDs (supporting at least 70 °C) and rugged SO-DIMM memory modules with a temperature range of up to 95 °C.

[7] Power on after power fail

The BIOS setup provides a "Power-On after Power Fail" function that can be found under "Power Management Configuration". As the name indicates, this function determines the PC's behaviour after power failure: (1) unconditional power on, (2) restore former status or (3) keep system turned off. As a matter of the nature of this function, it may fail after short power failures. This is why the DH470C also comes with a hardware-based solution. By removing Jumper JP2 (on the mainboard behind the power button) the system will start unconditionally once power is supplied.

[8] Optional Accessory WWN03 (LTE kit)

The Shuttle XPC accessory WWN03 allows this PC to be upgraded with an LTE/4G function for mobile network. The LTE card will occupy the 2.5" bay, so you will have to use an M.2 SSD as a mass storage device. The required LTE/4G card in M.2-3042 format and an activated Nano SIM card is not included in the scope of delivery.

[9] For Blu-ray playback appropriate software and an external Blu-ray drive is required (not included).

[10] Intel processors without integrated graphics (ID ends with "F", e.g. Core i7-10700F) are not compatible.

[11] TPM Function

This product features Firmware-TPM (fTPM) v2.0. Besides this, it is prepared for a hardware TPM chip which can be fitted by factory on request, if required.

10TH GENERATION INTEL CORE DESKTOP PROCESSOR FAMILY

Socket LGA1200 14 nm "Comet Lake S" and "Comet Lake Refresh" processor overview (Date: August 2021)

Processors with a TDP of more than 65W and processors without graphics function (ID ends with "F") are **not supported (marked in red)**.

PROCESSOR	MODEL	CORES/ THREADS	CPU CLOCK	TURBO BOOST 2.0	SMART CACHE	TDP	MEMORY SUPPORT	GRAPHICS ENGINE
Core™ i9	10900K	10/20	3.7 GHz	5.1 GHz	20 MB	125 W	DDR4-2933	UHD 630
	10900KF	10/20	3.7 GHz	5.1 GHz	20 MB	125 W	DDR4-2933	None
	10900	10/20	2.8 GHz	5.0 GHz	20 MB	65 W	DDR4-2933	UHD 630
	10900F	10/20	2.8 GHz	5.0 GHz	20 MB	65 W	DDR4-2933	None
	10900T	10/20	1.9 GHz	4.5 GHz	20 MB	35 W	DDR4-2933	UHD 630
	10850K	10/20	3.6 GHz	5.0 GHz	20 MB	125 W	DDR4-2933	UHD 630
Core™ i7	10700K	8/16	3.8 GHz	5.0 GHz	16 MB	125 W	DDR4-2933	UHD 630
	10700KF	8/16	3.8 GHz	5.0 GHz	16 MB	125 W	DDR4-2933	None
	10700	8/16	2.9 GHz	4.7 GHz	16 MB	65 W	DDR4-2933	UHD 630
	10700F	8/16	2.9 GHz	4.7 GHz	16 MB	65 W	DDR4-2933	None
	10700T	8/16	2.0 GHz	4.4 GHz	16 MB	35 W	DDR4-2933	UHD 630
Core™ i5	10600K	6/12	4.1 GHz	4.8 GHz	12 MB	125 W	DDR4-2666	UHD 630
	10600KF	6/12	4.1 GHz	4.8 GHz	12 MB	125 W	DDR4-2666	None
	10600	6/12	3.3 GHz	4.8 GHz	12 MB	65 W	DDR4-2666	UHD 630
	10600T	6/12	2.4 GHz	4.0 GHz	12 MB	35 W	DDR4-2666	UHD 630
	10500	6/12	3.1 GHz	4.5 GHz	12 MB	65 W	DDR4-2666	UHD 630
	10500T	6/12	2.3 GHz	3.8 GHz	12 MB	35 W	DDR4-2666	UHD 630
	10400	6/12	2.9 GHz	4.3 GHz	12 MB	65 W	DDR4-2666	UHD 630
	10400F	6/12	2.9 GHz	4.3 GHz	12 MB	65 W	DDR4-2666	None
	10400T	6/12	2.0 GHz	3.6 GHz	12 MB	35 W	DDR4-2666	UHD 630
Core™ i3	10325	4/8	3.9 GHz	4.7 GHz	8 MB	65 W	DDR4-2666	UHD 630
	10320	4/8	3.8 GHz	4.6 GHz	8 MB	65 W	DDR4-2666	UHD 630
	10305	4/8	3.8 GHz	4.5 GHz	8 MB	65 W	DDR4-2666	UHD 630
	10305T	4/8	3.8 GHz	4.5 GHz	8 MB	65 W	DDR4-2666	UHD 630
	10300	4/8	3.7 GHz	4.4 GHz	8 MB	65 W	DDR4-2666	UHD 630
	10300T	4/8	3.0 GHz	3.9 GHz	8 MB	35 W	DDR4-2666	UHD 630
	10105F	4/8	3.7 GHz	4.4 GHz	6 MB	65 W	DDR4-2666	None
	10105	4/8	3.7 GHz	4.4 GHz	6 MB	65 W	DDR4-2666	UHD 630
	10105T	4/8	3.0 GHz	3.9 GHz	6 MB	35 W	DDR4-2666	UHD 630
	10100	4/8	3.6 GHz	4.3 GHz	6 MB	65 W	DDR4-2666	UHD 630
	10100F	4/8	3.6 GHz	4.3 GHz	6 MB	65 W	DDR4-2666	None
	10100T	4/8	3.0 GHz	3.8 GHz	6 MB	35 W	DDR4-2666	UHD 630
Pentium® Gold	G6605	2/4	4.3 GHz	–	4 MB	58 W	DDR4-2666	UHD 630
	G6600	2/4	4.2 GHz	–	4 MB	58 W	DDR4-2666	UHD 630
	G6505	2/4	4.2 GHz	–	4 MB	58 W	DDR4-2666	UHD 630
	G6500	2/4	4.1 GHz	–	4 MB	58 W	DDR4-2666	UHD 630
	G6500T	2/4	3.5 GHz	–	4 MB	35 W	DDR4-2666	UHD 630
	G6405	2/4	4.1 GHz	–	4 MB	58 W	DDR4-2666	UHD 610
	G6405T	2/4	3.5 GHz	–	4 MB	35 W	DDR4-2666	UHD 610
	G6400	2/4	4.0 GHz	–	4 MB	58 W	DDR4-2666	UHD 610
	G6400T	2/4	3.4 GHz	–	4 MB	35 W	DDR4-2666	UHD 610

PROCESSOR	MODEL	CORES/ THREADS	CPU CLOCK	TURBO BOOST 2.0	SMART CACHE	TDP	MEMORY SUPPORT	GRAPHICS ENGINE
Celeron®	G5925	2/2	3.6 GHz	–	4 MB	58 W	DDR4-2666	UHD 610
	G5920	2/2	3.5 GHz	–	2 MB	58 W	DDR4-2666	UHD 610
	G5905	2/2	3.5 GHz	–	4 MB	58 W	DDR4-2666	UHD 610
	G5905T	2/2	3.3 GHz	–	4 MB	35 W	DDR4-2666	UHD 610
	G5900	2/2	3.4 GHz	–	2 MB	58 W	DDR4-2666	UHD 610
	G5900T	2/2	3.2 GHz	–	2 MB	35 W	DDR4-2666	UHD 610

K = unlocked, **T** = Power optimized lifestyle, **F** = without integrated graphics, **TDP** = Thermal Design Power (max. Power Consumption).

Note: The Shuttle XPC slim Barebone DH470C does not support the Unlock-function of Intel K-Series processors.
Please refer to the support list for detailed processor support information at global.shuttle.com.