



IDEAL FOR
INTEL COFFEE LAKE
PROCESSORS




COFFEE LAKE



HDMI 2.0



ENVIRONMENT



VESA MOUNT



NVME SSD



2x RS-232

DH310 ► JUST MADE FOR EXTRAORDINARY ENVIRONMENTS

Whether it is used in ambient temperatures of up to 50 °C or in an air-conditioned office, in a switch cabinet or simply on a desk, the DH310 was designed with both ruggedness and suitability for daily use in mind. A flat steel chassis, practical ports, flexible mounting options and a modern hardware platform allow it to be used in any setting. Thanks to HDMI 2.0, DisplayPort and an optional VGA port, even the choice of monitor is flexible. This model handles professional applications with ease, thanks to its Dual Gigabit Ethernet ports, COM ports and the remote power-on connection.

FEATURES

- SUPPORTS LGA1151V2 CPUS UP TO 65 W TDP
- TWO 4K-CAPABLE MONITOR CONNECTIONS
- UP TO 32 GB OF DDR4 RAM
- ONE M.2-2280 SLOT AND ONE M.2-2230 SLOT
- SPACE FOR A 2.5" DRIVE AND NVME SSD
- FOR AMBIENT TEMPERATURES UP TO 50 °C
- TWO GIGABIT ETHERNET PORTS, WLAN OPTIONAL
- WALL/MONITOR MOUNT INCLUDED

Subject to errors and alterations.

www.shuttle.eu

Shuttle®