





THE CLASSIC R4 CHASSIS  
DESIGN PERMITS CUSTOMISED  
FRONT PANELS




COFFEE LAKE



HDMI 2.0



UP TO 32 GB



DUAL-SLOT



SUPPORTS ODD

## SH310R4 ► THE ENTRY-LEVEL MINI-PC FOR SOPHISTICATED TASKS

Here you get the benefits of the cube format, from the intelligent heatpipe cooling, and the astonishing expandability, through to the comprehensive hardware compatibility, but all at a particularly attractive price. The XPC cube SH310R4 can accommodate most Intel Core processors with LGA 1151v2, up to 32 GB of DDR4 memory and three drives plus NVMe SSD. Additional graphics or network cards fit in the PCI Express and M.2 slots. Right from the outset, the particularly unique feature of the R4 design is that logos, pictures or information can be added to the front panel using an acrylic plate so that they are immediately visible and protected.

### FEATURES

- FOR INTEL PROCESSORS OF THE 8TH AND 9TH GENERATION
- HDMI 2.0, DISPLAYPORT AND VGA
- SPACE FOR 2× 3.5" AND 1× 5,25" DRIVES
- TWO PCI EXPRESS SLOTS
- M.2-2230 E.G. FOR WLAN MODULES
- ROBUST CHASSIS WITHOUT DRIVE DOORS
- CUSTOMISABLE FRONT PANEL DESIGN
- M.2-2280 FOR NVME SSDS
- OPTIONALLY AVAILABLE: RS-232 PORT, WLAN/BT CARD, POWER SUPPLY UNIT WITH 500 WATT, 2.5" INSTALLATION FRAME

Subject to errors and modifications. The software and accessories shown are not included with the product.

[www.shuttle.eu](http://www.shuttle.eu)

**Shuttle®**